


Getting Started on eBooks.heart.org

HOW TO ACTIVATE AN AHA EBOOKS ACCESS CODE

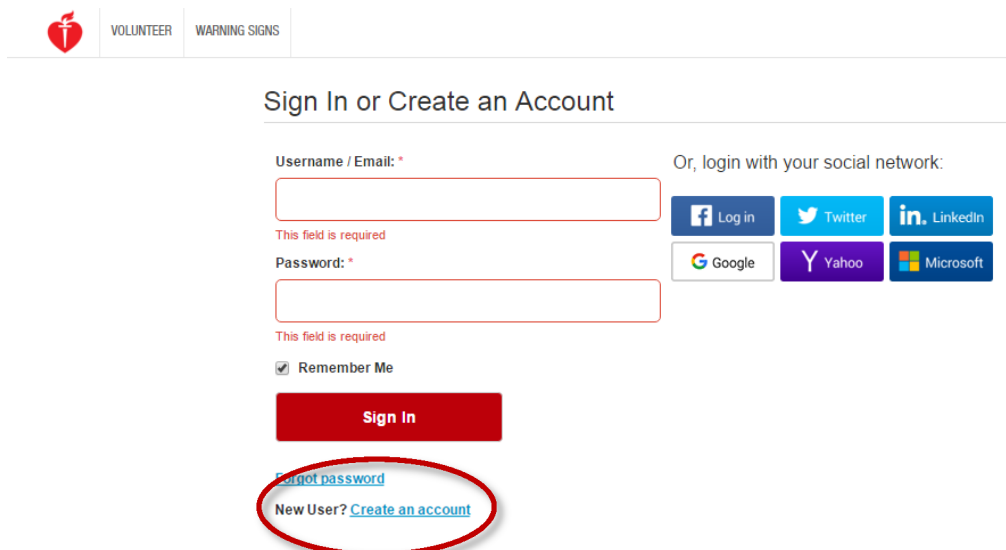
Step 1 - Login: Click the Login button on eBooks.heart.org.



Step 2 – Enter Account Details: If you already have an American Heart Association account simply type in your username and password on the **Sign In or Create an Account** page (see below) and click “**Sign In**”. You may also login via social network if you have connected your AHA account. Upon successful login, you will be taken to your **Bookshelf**, or you can click **Bookshelf** in the top menu from any location on eBooks.heart.org. See **Step 3** below to continue.

If you do not have an account, follow **Steps 2A-2B** to **Register**.

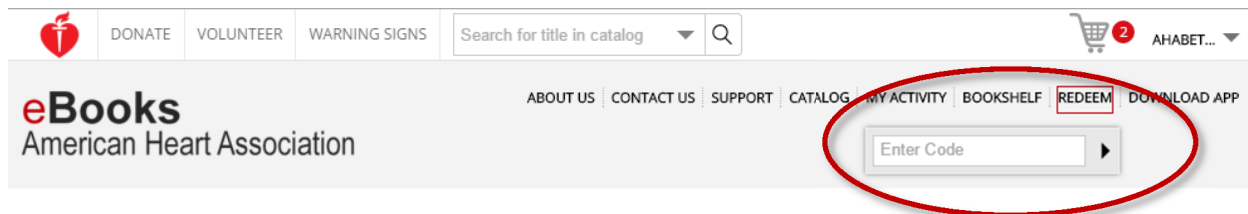
Step 2A - Register: If you have not yet registered, click the “**Create an account**” link as shown below.



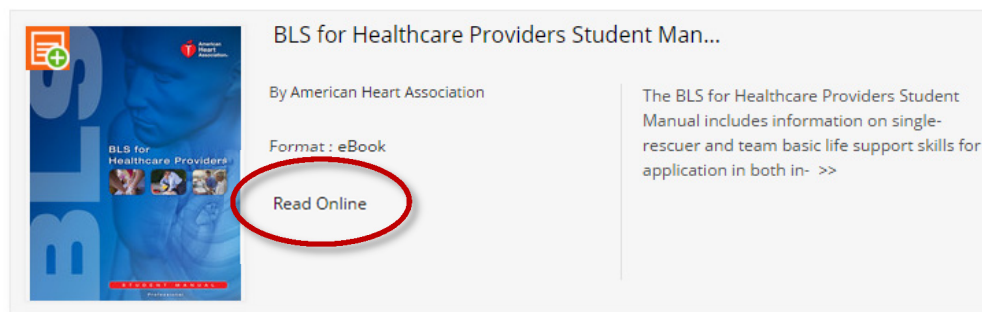
The screenshot shows the 'Sign In or Create an Account' page. It features a form with fields for 'Username / Email' and 'Password', both marked as required. To the right, there are social login options for Facebook, Twitter, LinkedIn, Google, Yahoo, and Microsoft. Below the form is a 'Remember Me' checkbox and a 'Sign In' button. At the bottom, there is a link for 'Forgot password' and a link for 'New User? Create an account', which is circled in red.

Step 2B – Register (continued): Complete all required registration information, accept the Terms of Use, and click **“Continue”**.

Step 3 – Redeem Access Code: Click **“Redeem”** in the top menu and enter your Access Code in the dropdown field. Please note that Access Codes are case sensitive and do not include any spaces. Press Enter or click the arrow to the right of the field and the appropriate ebook(s) will be placed on your **Bookshelf**.



Step 4 – Reading Your eBook Online: From your Bookshelf, click **‘Read Online’** next to the title you wish you read. The ebook will open in a new browser tab where you can immediately begin reading.



AHA EBOOKS READER APPS:



Access eBooks online, offline or anytime through mobile devices and tablets by using the free AHA eBook reader apps on iTunes and Google Play. Instructions to access the free AHA eBook readers are available in the AHA eBooks store.

TECHNICAL REQUIREMENTS:

AHA eBooks technical requirements for online and offline viewing on PC/Mac and on iOS and Android devices are available in the FAQ section of the AHA eBooks store.

TECHNICAL ASSISTANCE:

Information and resources for customer and technical support are available under the Contact Us section of the AHA eBooks store.