

Update SimPad & Link Box Software

It is recommended that both the SimPad and Link Box are updated. Updating only one will create errors. The same update file is used for both units.

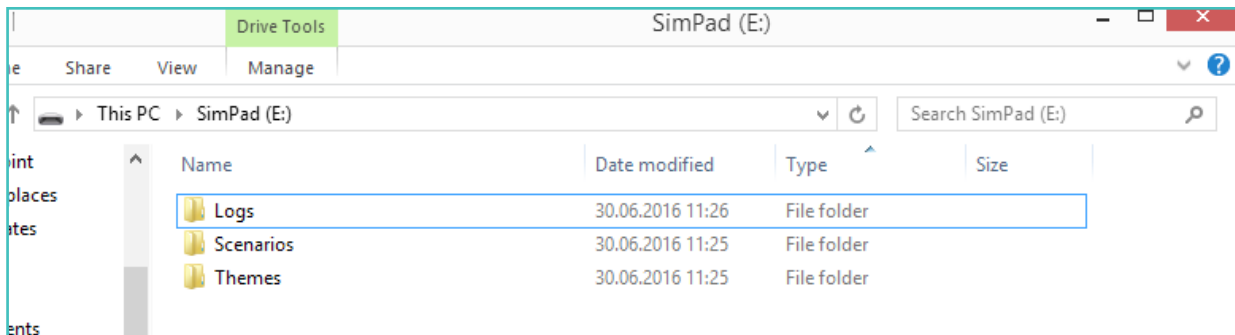
 *Note: When using SimPad SW the Patient Monitor needs to be updated in addition using the latest Patient Monitor SW.*

This update will not affect any Themes or Scenarios or settings on the unit. Download the latest software from the product page on Laerdal's website. <http://www.laerdal.com>

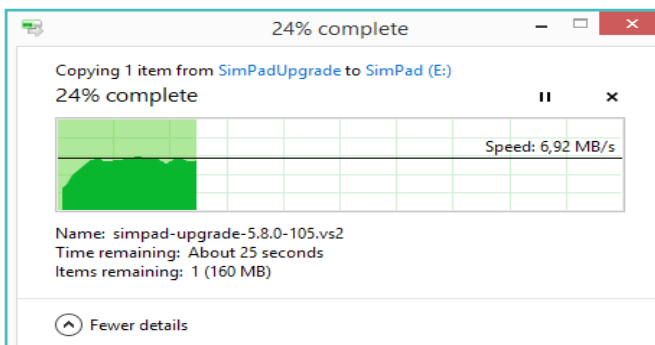
SimPad

Make sure that the unit has a battery capacity of at least 30% or is connected to the DC adapter.

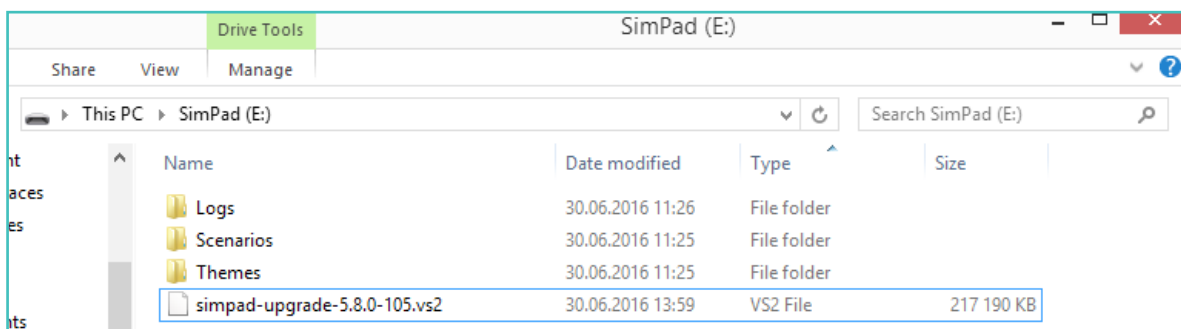
1. Connect the SimPad to the computer with the USB Cable. It will appear as a disk drive on the computer.



2. Copy the software file to the SimPad drive.

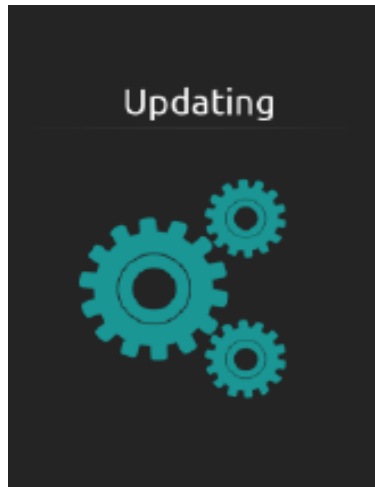


Ensure that the transfer is complete before disconnecting the USB cable.



Update SimPad & Link Box Software

3. The SimPad will now start updating and show "Updating" in the display and blink with the LED. This update takes less than 10 minutes.



4. Wait until the Main screen re-appears. The update is now finished.

Link Box

Make sure that the unit has a battery capacity of at least 30% or is connected to the DC adapter:

1. Turn the unit on, wait for the green indicator lights to turn steady green. It will not detect the USB stick if it is turned off when the USB stick is inserted.



Copy the software update file to a USB memory stick.

 *Note: Ensure that no other software update files are on the USB stick before downloading the SimPad software.*

2. Insert the USB memory stick into the Link Box. It will automatically start updating, the LED will blink green until the update is finished. This update takes less than 10 minutes.
3. Wait until the LEDs are steady green.
4. The USB stick can be used to update several units without reloading the upgrade file.

To check which software version is installed go to "System Settings - About SimPad (or About Link Box).

Visit www.laerdal.com for more information including latest product downloads, software, and spare parts and accessories.